

INSTRUCTIONS MANUAL



© 2021 Pat Morita Team



Story

Being the cousin of a famous ape is not easy. You are always compared to him whatever you do. Now, your girlfriend wants to test you and has decided to kidnap herself and go with the most thug monkey in *Jujuland: Monolete*.

You will not tolerate this and you will fight against every creature that dares to cross your path. You will recover your beautiful apefriend to show how cool you are and she never will call you Tokimal again.



Goal

Our mission is to defeat *Monolete* and his suite of monsters that run the show in *Jujuland*.


There are 5 areas to cross full of enemies and their final bosses:

- 1. Labyrinth of Rocks**
- 2. Lake Poseidon**
- 3. Caves of Fire**
- 4. Ice Ice Baby**
- 5. Golden Ruins**




Game modes

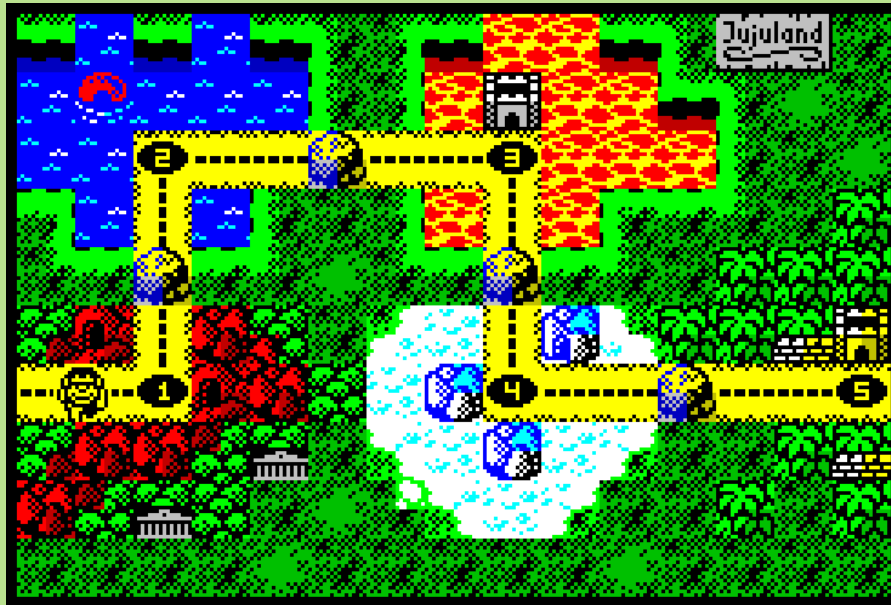
There are 2 different game modes: **Arcade** and **Extended**. Choose one of them.



Arcade mode: This is the classic mode, 5 linear stages with their final bosses.



Extended mode: This mode expands the arcade mode with 5 hidden stages.



This is the Jujuland map for the extended mode. We have to complete the 5 areas and find the hidden paths to the secrets zones of each area.



This secret zones have chests where we can buy an Idol for our girlfriend using our Bitcoins. Only finding the 5 idols we can complete the 100% of the game.

Remember to get enough coins on the way!



Control

Press fire to start the game at the main screen.

You can use keyboard or joystick to play the game. Sinclair and Kempston are supported.

Control Tokimal with the joystick and use the fire button to shoot.

Key	Action
O	Left
P	Right
Q	Jump
Space Bar	Shoot

Alternative keys for stranger people

J (Left), **L** (Right), **I** (Jump) & **Z** (Shoot)



Power-ups & coins

Throughout Jujuland, you can find power-ups which gives you special skills for a limited time.

You can earn Bitcoins when you kill enemies.

Power-ups list



Crazy balls: this item gives you a special shoot with a higher scope to kill enemies.




Triple shoot: 3 better than 1, you can now shoot 3 balls at time and can kill enemies over and below you.



Cool shoes: make you jump higher than usual for a while.



Extra life: one extra ape is always nice.



Bitcoin: get as many as you can, every 50 BTC you will get 1 extra life. You will need them to open the chests in extended mode.



Loading instructions

Insert the tape into the cassette player.

Type **LOAD** and press **ENTER**. Press **PLAY** on player.



Credits & Tools

Graphics: **Jarlaxe**

Code, Music & SFX: **A. Pérez**

Testing: **Perretes Group (EdVerde, Antxiko, Volatil) & Carlos Perezgrin**

Sample: **Jesús VF**

Thanks to **Igor Errazking** for helping at the beginning of development.

Used tools:

- **MK2 engine by Mojon Twins**
- **WYZ Tracker & Player**
- **WyzFx2Asm & loader by thEpOpE**
- **Mappy, Photoshop**

**Special thanks to Nathan,
this game would have been NEVER done
without his help.**